

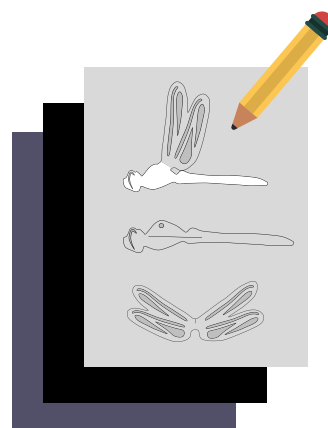


Instructions

You will need:

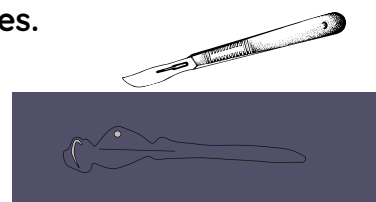
- Printed copy of the stencil
- Carbon transfer paper
- Coloured card
- Pencil
- Cellotape
- Stencil knife
- Cutting mat

Lie a sheet of coloured card, a sheet of carbon paper (dark side down) then the stencil guide on top of each other and cellotape down.




Trace over the stencil guide.

Cut out the dragonfly stencils using the knife and the safety mat; follow the black lines.



Slot the wings into the dragonfly body.



Tie a lope of string to the dragonfly and hang up!

