

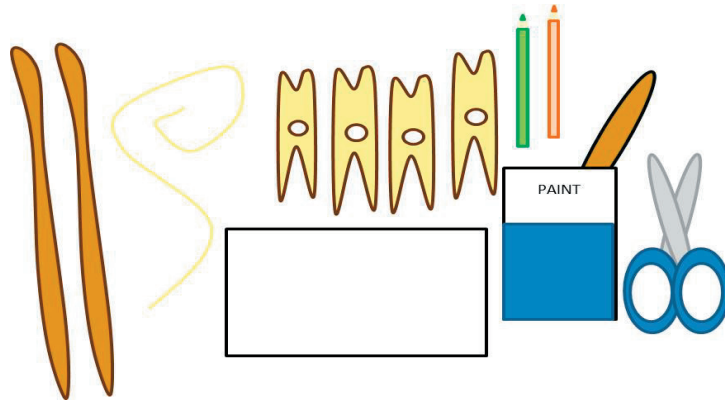
# British Dragonfly Society Education



## Make a Dragonfly Mobile Activity

### Equipment

- 2 sticks
- string
- 4 wooden pegs
- colouring pencils
- paint
- scissors
- paper



### Activity

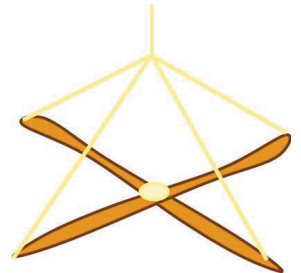
#### Step 1

Tie the sticks together in a cross shape.




#### Step 2

Tie the string to the ends of each stick and tie the four pieces together above the middle of the sticks. A final piece of string will join from this to the ceiling.



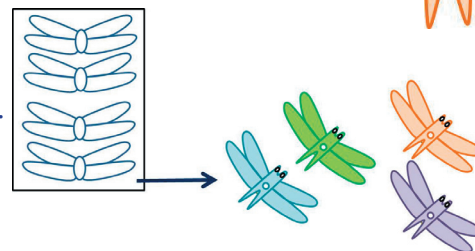
#### Step 3

Paint the pegs different colours and paint on the eyes. These will be the dragonflies' bodies.




#### Step 4

Draw four sets of dragonfly wings on the paper. Colour these in and cut them out. Clip these in the pegs.



#### Step 5

Finally, tie each of the dragonflies to the end of a piece of string hanging from each of the four sticks. Hang the mobile from the ceiling and enjoy!



Picture credits: Top: Frédéric Barszezak, Neil Phillips, Pam Taylor, Mark Tyrell, Mark Tyrell.